



Government of Nepal  
Ministry of Health and Population

SitRep

#527

Health Sector Response to COVID-19

Tuesday | 20 July 2021 (5 Shrawan 2078)

<b>Total Test</b> PCR   Antigen <b>3486354</b>   <b>270961</b>	<b>Total Positive</b> PCR   Antigen <b>670953</b>   <b>50664</b>	<b>Recovered</b> <b>634927</b>	<b>Recovery Rate</b> <b>94.6%</b>	<b>Deaths</b> <b>9607</b>	<b>Case Fatality Rate</b> <b>1.5%</b>	<b>Total number of people vaccinated</b> 1 <sup>st</sup> Dose   Fully Vaccinated <b>3150956</b>   <b>1158130</b>
--	--	-----------------------------------	--------------------------------------	------------------------------	--	--

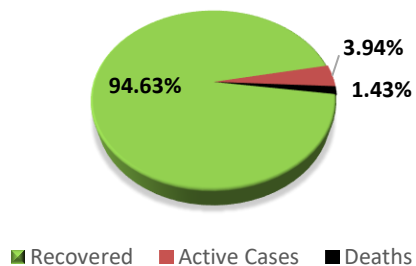
Note: The descriptive analysis is based on the data of RT-PCR only, reception of detailed line list of antigen test is in process

COVID-19 Summary (Last 24 hours)

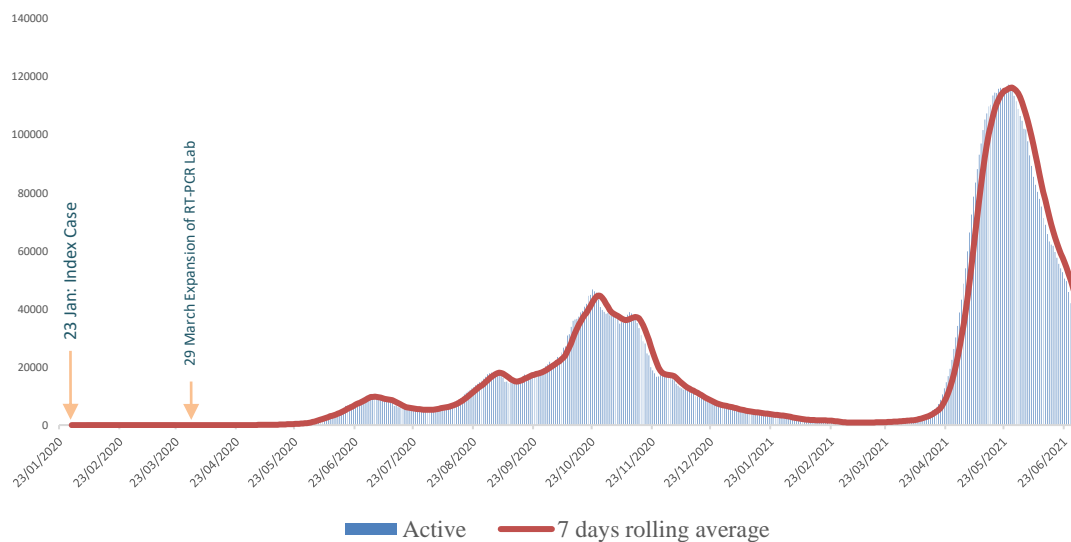
Total Test done	<b>13135</b>
	RT-PCR:8836   Antigen:4299
Recovered	<b>1595</b>
Total Death	<b>25*</b>
Confirmed Cases	<b>3108</b>
	RT-PCR:2202   Antigen:906

\* Includes bodies managed by Nepal Army on different dates.

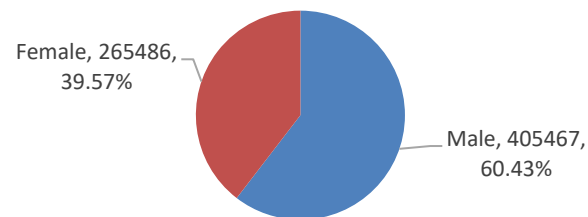
COVID-19 Recovered, Active and Death cases



Daily active cases



Gender wise distribution of COVID-19 Cases



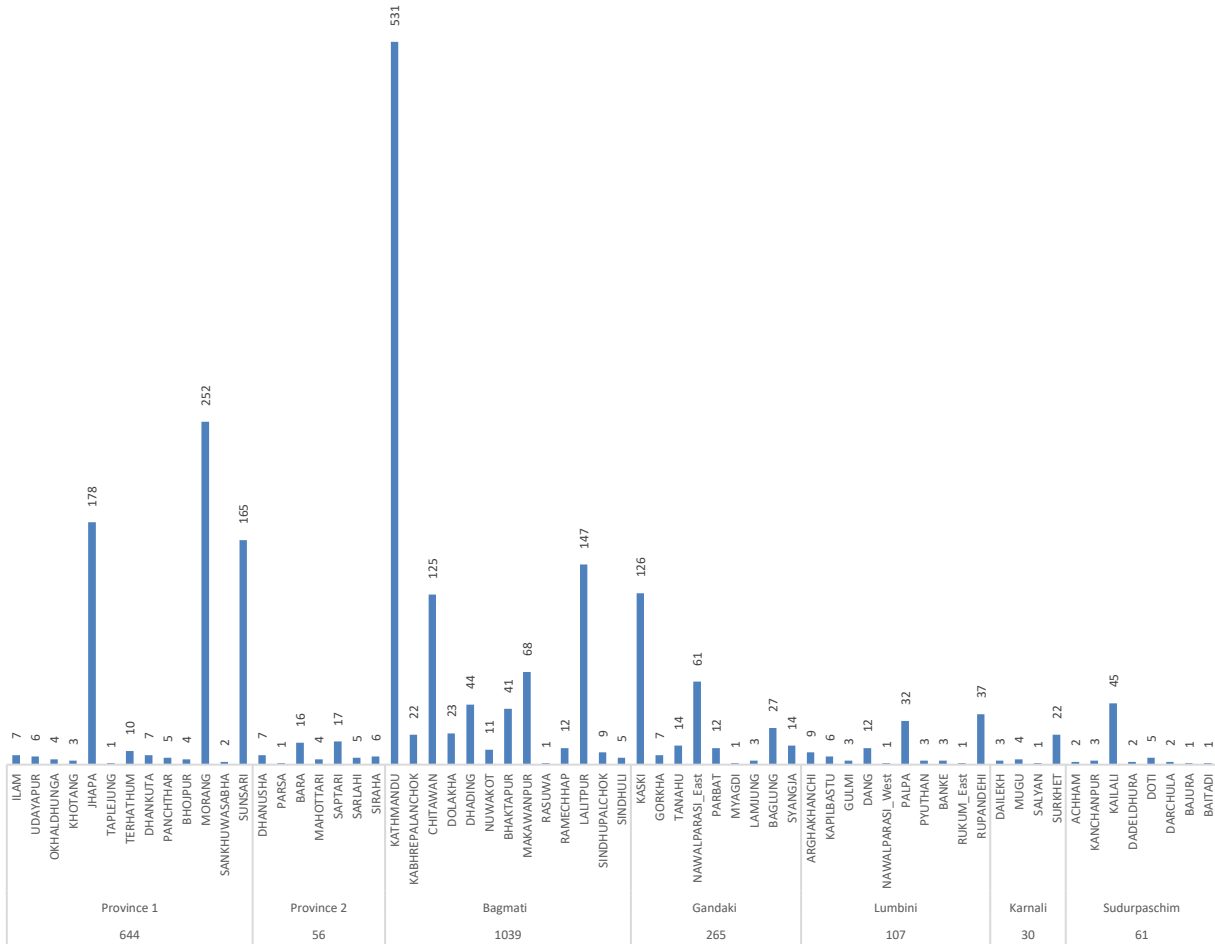
## Key Activities:



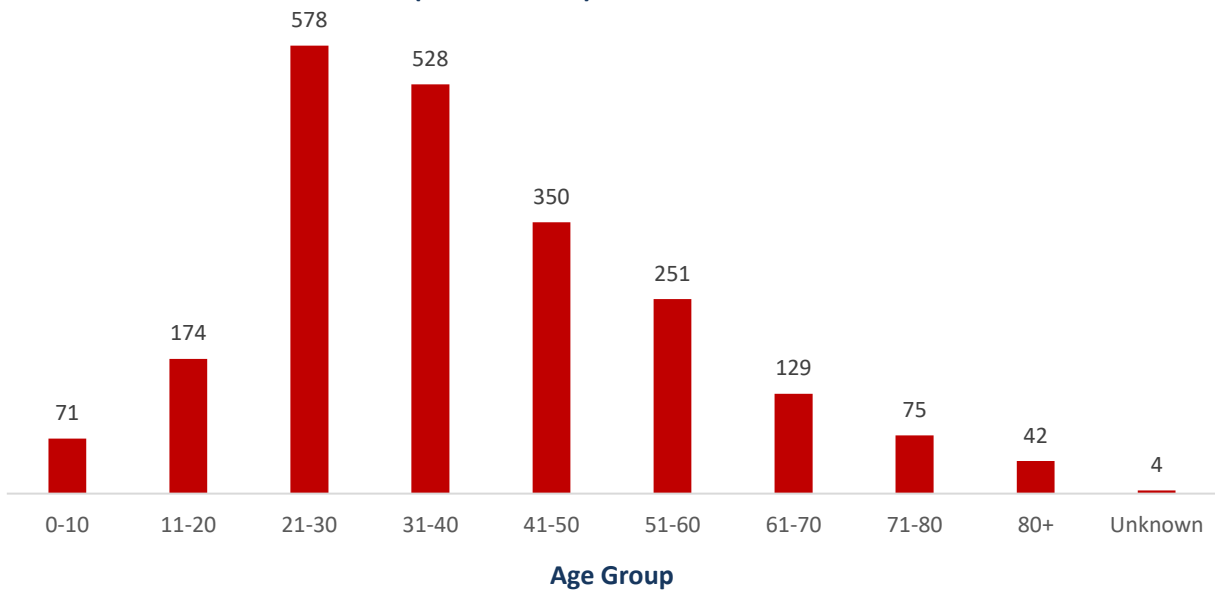
PROVINCE WISE COVID-19 VACCINATION STATUS					
Province	COVISHIELD		VEROCELL		J & J
	1 <sup>st</sup> Dose	2 <sup>nd</sup> Dose	1 <sup>st</sup> Dose	2 <sup>nd</sup> Dose	Fully Vaccinated
Province 1	307186	52855	71378	51184	0
Province 2	320532	46358	73019	41588	0
Bagmati	421482	160490	771597	441250	21913
Gandaki	187974	49611	170382	26778	0
Lumbini	278476	84363	166028	63492	0
Karnali	107328	29151	27213	18609	0
Sudurpaschim	205506	37906	42855	32582	0
<b>Total</b>	<b>1828484</b>	<b>460734</b>	<b>1322472</b>	<b>675483</b>	<b>21913</b>

As of 20 July 2021, 14:00Hrs

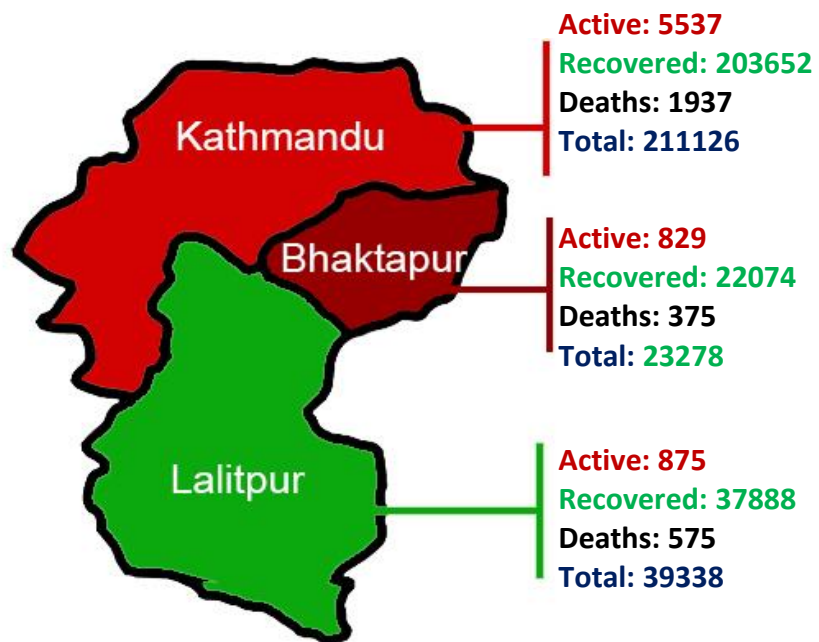
## District wise distribution of new cases (in last 24 hrs)



## Age group wise distribution COVID-19 positive cases (In last 24 hrs)



# COVID-19 Cases in Kathmandu Valley



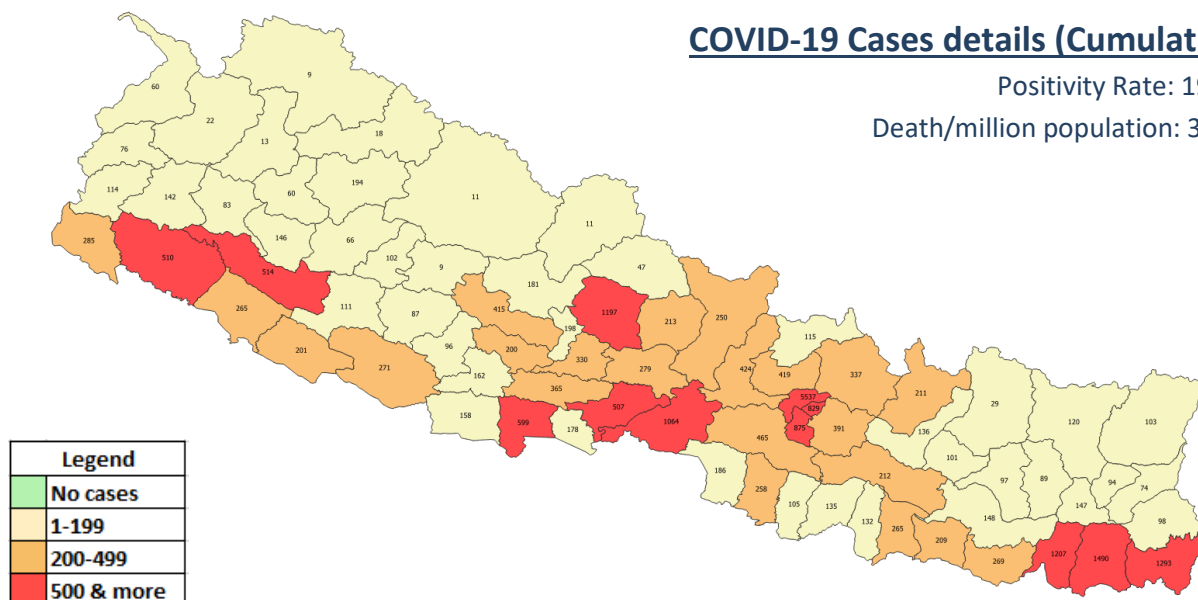
## District wise distribution of COVID-19 active cases

Criteria/Provinces	1	2	Bagmati	Gandaki	Lumbini	Karnali	Sudurpaschim
Districts with more than 500 active cases	Morang, Jhapa, Sunsari		Kathmandu, Bhaktapur, Lalitpur, Chitwan	Kaski, Nawalparasi E	Rupandehi	Surkhet	Kailali
Districts with more than 200 cases		Dhanusha, Bara, Saptari, Siraha	Dolakha, Makwanpur, Kavreplanchowk, Nuwakot, Dhading, Sindhupalchowk, Sindhuli	Gorkha, Lamjung, Syanja, Baglung, Tanahu	Gulmi, Bardiya, Dang, Banke, Palpa		Kanchanpur
Districts with zero active cases							

## COVID-19 Cases details (Cumulative)

Positivity Rate: 19.2%

Death/million population: 323.8



**Province-wise distribution of Isolation, I.C.U, Ventilator & Death details (Date: 20 July 2021)**

Province	Home Isolation	Institutional Isolation	Patient in I.C.U	Patient in ventilators	Death
Province 1	4,380	710	103	46	1,313
Province 2	1,533	26	9	0	738
Bagmati	9,889	1,126	340	101	4,095
Gandaki	3,404	224	67	12	1,018
Lumbini	2,323	268	53	9	1,583
Karnali	1,087	144	15	1	417
Sudurpaschim	1,218	87	5	3	443
<b>Total</b>	<b>23,834</b>	<b>2,585</b>	<b>592</b>	<b>172</b>	<b>9,607</b>

**Number of people in Isolation, I.C.U & Ventilator in Kathmandu valley**

Hospital	Hospital Capacity			Patients in			Contact Person	Number
	General/ HDU	ICU beds	Ventilators (Used along with ICU beds)	General/ HDU	ICU beds	Ventilators (Used along with ICU beds)		
Armed Police Force Hospital, Balambu	180	20	9	83	8	4	Dr. Pravin Nepal	9851017542
Shree Birendra Hospital, Chhauni	220	20	8	49	14	4	Dr. Sunita Pant	9851058544
Bir Hospital, Maha Baudha	153	35	10	71	18	7	Dr. Achyut Karki	9841449232
National Trauma Center	143	12	6					
Nepal Police Hospital, Kathmandu	230	30	20	44	15	6	DIGP Dr. Sundar Haiju	9841225358
Shukraraj Tropical & Infectious Disease Hospital, Teku	100	28	22	34	22	19	Dr. Anup Banstola	9851096917
TUTH Hospital, Maharajgunj	339	51	31	80	33	19	Mr. Ram Bikram Adhikari	9851189911
Patan Hospital, Lalitpur	270	30	15	101	22	12	Dr. Ashish Shrestha	9851061846
Civil Service Hospital, Kathmandu	85	15	6	19	14	0	Dr. Suman Babu Marahatta	9841154142
Bhaktapur Hospital, Bhaktapur	73	6	3	16	3	1	Dr. Sumitra Gautam	9858023047
National Ayurveda Research & Training Center, Kritipur	189			32			Dr. Jitendra Shrestha	9851176773
Dhulikhel Hospital	84	64	8	8	29	4	Dr. Ramesh Makaju Shrestha	9801002260
<b>Total</b>	<b>2066</b>	<b>311</b>	<b>138</b>	<b>537</b>	<b>178</b>	<b>76</b>		

Source: Province and concerned hospitals, 20 July 2021, 14:00Hrs

Note: In order to coordinate with the hospitals within the Kathmandu valley for availability of isolation beds, ICUs, ventilators and ambulances, all are requested to contact the hotline "1133" of the Ministry or above-mentioned contact details.

## RT-PCR Tests done in different laboratories

#	Laboratory	Province	Cumulative Tests	In 24 hours	
				Tests	Positive
1	B. P. Koirala Institute of Health Sciences	1	97809	280	83
2	Koshi Hospital, Biratnagar		77180	151	30
3	Mechi Hospital, Jhapa		45707	544	152
4	Provincial Public Health LaboratoryBiratnagar		76095	485	189
5	Nobel Medical College Teaching Hospital,Biratnagar		51993	317	51
6	Neuro COVID hospital, Biratnagar		14798	167	10
7	Birat Medical College		11189	160	68
8	B-sure Path Lab and Diagnostic Center,		16832	154	43
9	Dhankuta Hospital		3564	13	5
<b>Total</b>			<b>395167</b>	<b>2271</b>	<b>631</b>
10	Gajendra Narayan Singh Hospital, Rajbiraj, Saptari	2	26938	21	6
11	Provincial Public Health Laboratory, Janakpur		55290	92	8
12	Narayani Hospital, Birgunj		56114	95	2
13	Gaur Hospital PCR Laboratory		9655	23	0
14	Siraha Hospital		5459	28	4
15	Jaleswor Hospital		1836	37	1
16	Kalaiya Hospital		3750	53	14
17	Malangawa Hospital		3790	0	0
	Others (n=2)*	2052	0	0	
<b>Total</b>			<b>164884</b>	<b>349</b>	<b>35</b>
18	National Public Health Laboratory, Teku	Bagmati	309249	179	117
19	Shukraraj Tropical and Infectious Disease Hospital		71648	260	66
20	Bharatpur Hospital COVID-19 Diagnostic Lab		54904	372	120
21	Provincial Public Health Laboratory, Dhulikhel		44309	103	41
22	Dhulikhel Hospital, Dhulikhel		42658	0	0
23	Patan Hospital, Lalitpur		51781	222	94
24	NAMS, Bir Hospital, Kathmandu		51435	160	42
25	Tribhuvan University Teaching Hospital (TUTH)		61347	222	37
26	Nepal Police Hospital Laboratory, Kathmandu		20750	97	14
27	Shree Birendra Hospital, Chhauni		50623	80	32
28	Nepal APF Hospital, Balambu, Kathmandu		26392	99	9
29	Star Hospital Laboratory, Sanepa		169789	249	19
30	Nepal Korea Friendship Municipality Hospital		24531	0	0
31	Central Diagnostic Lab and Research Center		72945	133	28
32	BIDH Lab, Lalitpur		122580	149	41
33	KMC Hospital, Kathmandu		89595	0	0
34	HAMS Hospital, Kathmandu		108834	0	0
35	B & B Hospital, Lalitpur		47789	72	16
36	Nepal Mediciti Hospital, Lalitpur		29950	81	5
37	Chitwan Medical College, Bharatpur		48399	82	21
38	Paropakar Maternity and Women's Hospital		6675	30	8
39	Decode Genomics & Research Center, Kathmandu		60053	299	25
40	Intrepid Diagnostic Center Pvt. Ltd., Kathmandu		28580	23	14
41	Kritipur Municipality-TU Biotech Corona Lab		15125	59	8
42	B.P.Koirala Memorial Cancer Hospital Laboratory, Chitwan	29461	0	0	

#	Laboratory	Province	Cumulative Tests	In 24 hours		
				Tests	Positive	
43	NMC Molecular and Clinical Genetic Lab, Jorpati	Bagmati	18696	55	15	
44	Trishuli Hospital		16796	0	0	
45	Alfa Heath Care and Diagnostic Centre,		40284	450	34	
46	Modern Diagnostic Center Nepal Pvt. Ltd		41523	246	56	
47	Manmohan Memorial Teaching Hospital		24599	97	21	
48	The Leprosy Mission Nepal Anandaban Hospital, Lele, Lalitpur		4685	13	4	
49	Kantipur Molecular & Genetic COVID-19 Lab, Tinkune		15848	35	7	
50	Alka Hospital		14792	0	0	
51	Bhaktapur Hospital Lab		10966	0	0	
52	Siddhi Poly Path		15130	56	8	
53	KGDH Teaching Hospital and Research Centre		27956	187	33	
54	Janamaitri Hospital, kathmandu		5866	22	17	
55	Civil Service Hospital		22305	322	66	
56	Hetauda Hospital, Hetauda		11524	188	55	
57	Crystal Diagnostic Pvt Ltd.		33702	205	52	
58	Sahid Gangalal Hospital		4521	6	2	
59	Charikot Hospital		2757	44	20	
60	Grande Hospital		2826	59	8	
61	Sumeru Hospital		1661	165	8	
	Others (n=5)*		82176	0	0	
<b>Total</b>			<b>2038015</b>	<b>5121</b>	<b>1163</b>	
62	Pokhara Academy of Health Science, Pokhara	Gandaki	26461	62	25	
63	Provincial Public Health Laboratory, Pokhara		143718	0	0	
64	Life Care Lab, Pokhara		33933	204	97	
65	Madhyabindu Hospital		5997	94	48	
66	Dhaulagiri Hospital, Baglung		9600	73	34	
<b>Total</b>			<b>219709</b>	<b>433</b>	<b>204</b>	
67	Provincial Public Health Laboratory, Rupandehi	Lumbini	44912	19	5	
68	Bheri Hospital, Nepalgunj, Banke		73112	0	0	
69	Lumbini Provincial Hospital		57010	138	15	
70	National Path Lab & Research Center Pvt. Ltd.		79933	181	33	
71	Rapti Academy of Health Science, Dang		38792	20	7	
72	Bageswari Diagnostic and Polyclinic Center (P.) Ltd		16651	0	0	
73	Nepalgunj Medical College, Kohalpur, Banke		19319	42	5	
74	Universal College of Medical Sciences		12173	33	0	
75	Lumbini Medical College and Teaching Hospital	7126	34	15		
	Others (n=3)*	17615	27	20		
<b>Total</b>			<b>366643</b>	<b>494</b>	<b>100</b>	
76	Surkhet Provincial Hospital, Surkhet	Karnali	68981	79	23	
77	Karnali Academy of Health Science, Jumla		32121	0	0	
	Others(n=2)*		20931	0	0	
<b>Total</b>			<b>122033</b>	<b>79</b>	<b>23</b>	
78	Dadeldhura Hospital Laboratory, Dadeldhura	Sudurpashim	28037	0	0	
79	Seti Provincial Hospital, Dhangadi		109403	77	42	
80	Mahakali Hospital		4975	0	0	
81	Kamalbazar Municipality PCR lab		7849	5	0	
	Others(n=3)*		29639	7	4	
<b>Total</b>			<b>179903</b>	<b>89</b>	<b>46</b>	
<b>Grand Total</b>			<b>3486354</b>	<b>8836</b>	<b>2202</b>	
<b>Number of RT-PCR Testing Laboratories</b>		<b>96</b>	<b>Public</b>	<b>58</b>	<b>Private</b>	<b>38</b>
<b>Total Sample Tested</b>		<b>3486354</b>	<b>Public</b>	<b>2127879</b>	<b>Private</b>	<b>1358475</b>



## Global COVID-19 Statistics

**191,770,038**

Total Cases

**13,038,751**

**(6.8%)**

Active Cases

**4,113,955**

**(2.1%)**

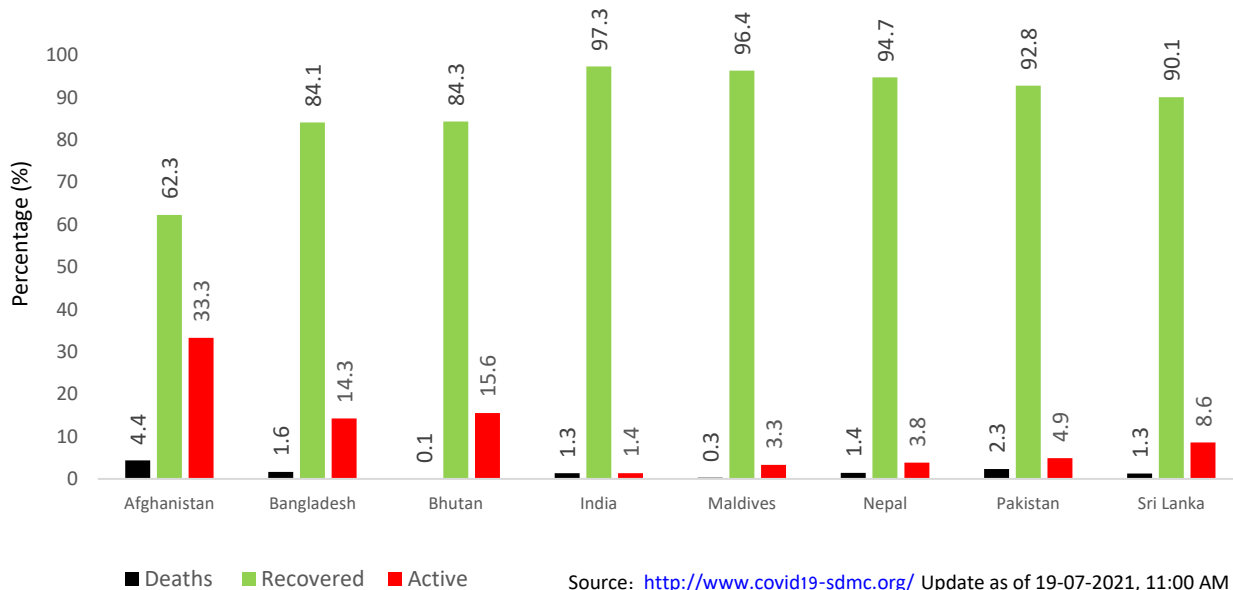
Deaths

**174,617,332**

**(91.1%)**

Recovered

### COVID-19 cases in the SAARC Member States



### Information and Communication

Two Call Centers 1115 (from 6 am to 10 pm) and 1133 (24 hours) have been operationalized since 30th Falgun, 2076 (13 March 2020) to provide counselling service regarding COVID-19 prevention and treatment. People are requested to call these Call Centers for any queries related to COVID-19.

Total number of service users: **1544**

People with symptoms of COVID-19 are requested to contact the hotline **1133** or mobile number **9851255839, 9851255837** for inquiries.

**Additional Information:** Please click [here](#) for all the Standards and Technical Guidelines regarding COVID-19

COVID-19 Hotline Service	1133 (24 hours)   1115 (6 AM to 10 PM)
Web Portal	<a href="https://covid19.mohp.gov.np/">https://covid19.mohp.gov.np/</a>   <a href="https://heoc.mohp.gov.np">https://heoc.mohp.gov.np</a>   <a href="https://portal.edcd.gov.np/">https://portal.edcd.gov.np/</a>
Official Viber Community	Search "MoHP Nepal COVID-19" on Viber to join the community
Social Media	<a href="fb.com/mohpnep">fb.com/mohpnep</a>   <a href="fb.com/HEOCMoHP">fb.com/HEOCMoHP</a>   <a href="fb.com/edcdnepal">fb.com/edcdnepal</a>
Mobile Application	Search "Hamro Swasthya" on Google Play Store and Apple Store