



Government of Nepal Ministry of Health and Population

SitRep

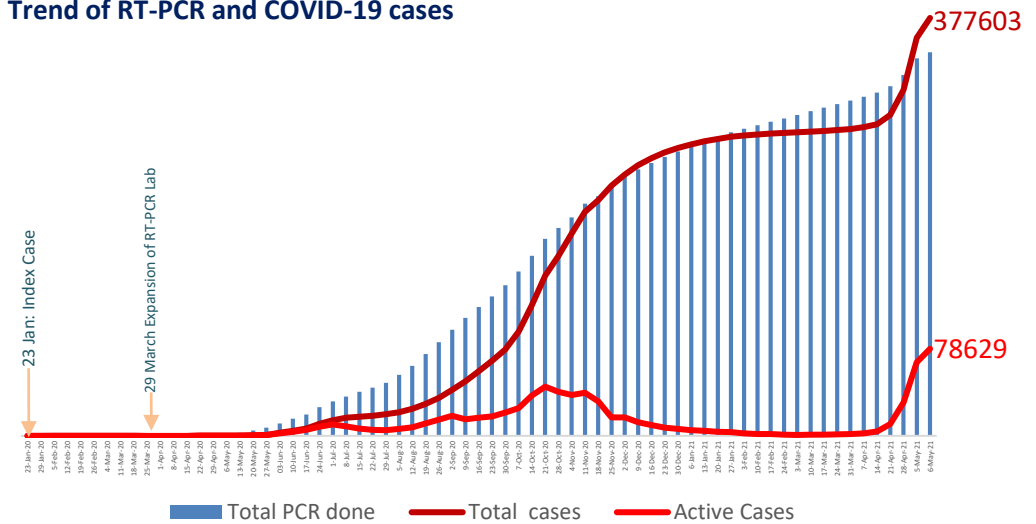
#453

Health Sector Response to COVID-19

Friday | 7 May 2021 (24 Baisakh 2078)

RT-PCR Test	RT-PCR Test / Million	Total Positive Cases (PCR)	Confirmed cases in isolation	Recovered	Recovery Rate	Deaths	People in Quarantine
2598405	89179	377603	78629	295395	78.2%	3579	380

Trend of RT-PCR and COVID-19 cases



Key Activities:

Ministry of Health and Population has endorsed [“Criteria for the use and determining the requirement of medical oxygen, 2078”](#).

[For more information, kindly click here](#)

COVID-19 Summary (Last 24 hours)

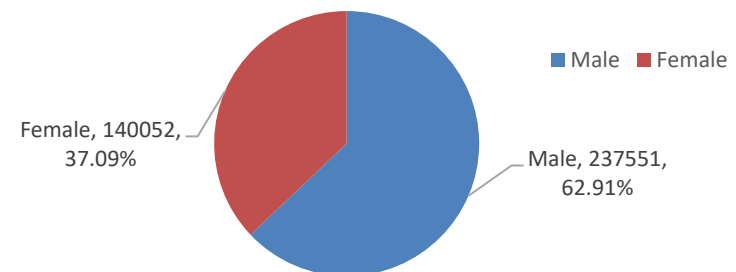
Total Test done	20482
	RT-PCR:19987 Antigen:495
Recovered	2905
Death	50
Confirmed Cases	9196
	RT-PCR:9023 Antigen:173

Information on COVID-19 Vaccination Campaign

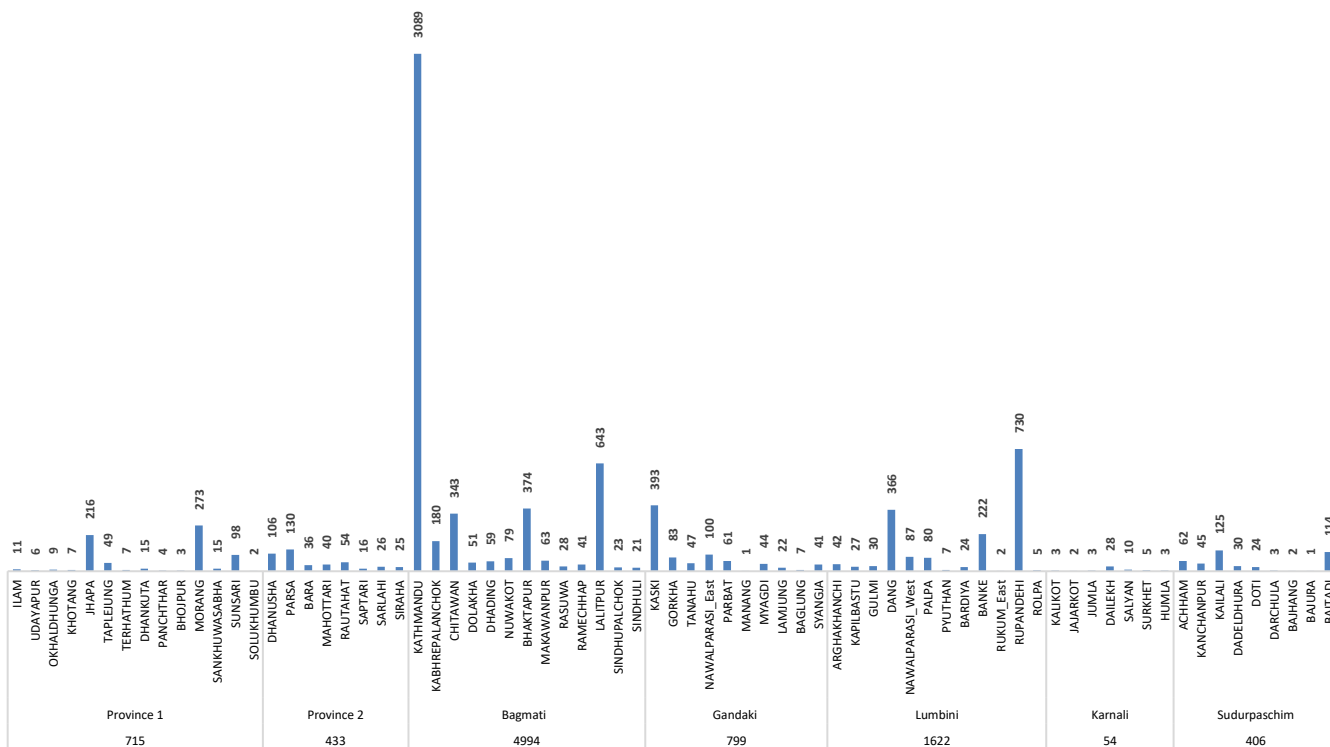
2091511 Total people vaccinated
362001 People Vaccinated (Second Dose)

(Updated as of 28 April 2021, 18:15hrs)

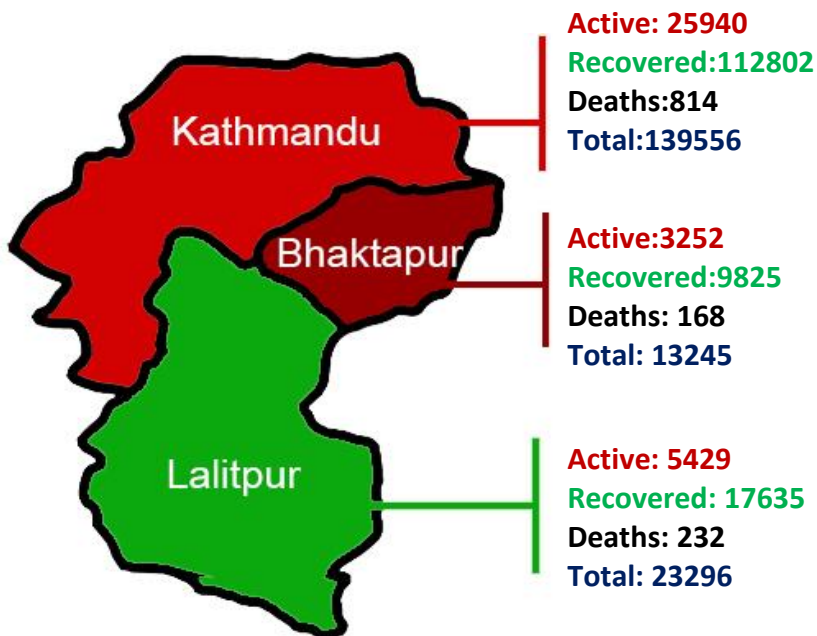
Gender wise distribution of COVID-19 Cases



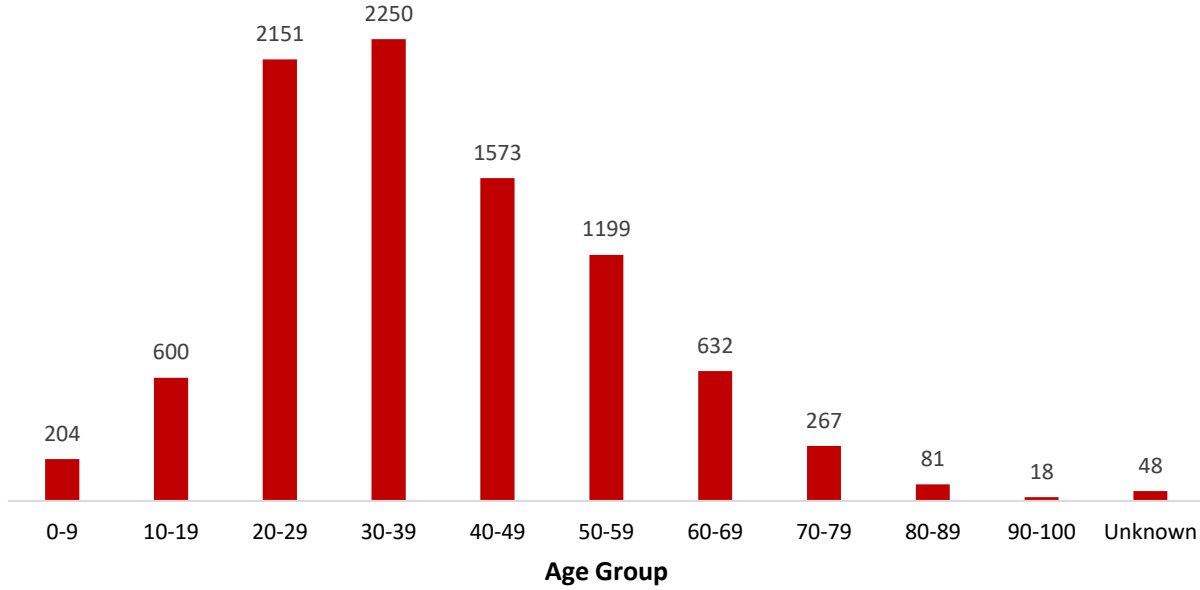
District wise distribution of new RT-PCR positive cases (in last 24 hrs)



COVID-19 Cases in Kathmandu Valley

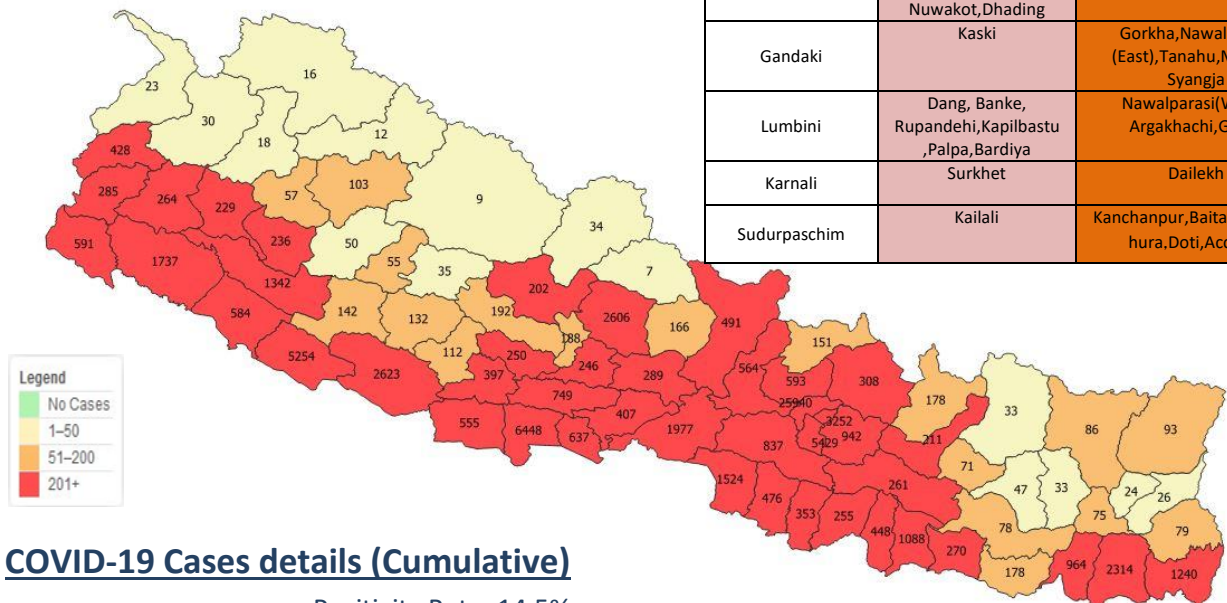


**Age group wise distribution COVID-19 positive cases
(In last 24 hrs)**



District wise distribution of COVID-19 active cases

Province	Districts with more than 500 active cases	Districts with more than 200 cases	Districts with zero active cases
1	Morang, Jhapa, Sunsari		
2	Dhanusha, Parsa	Bara, Rautahat, Mahottari, Sarlahi, Siraha	
Bagmati	Kathmandu, Kavrepalanchowk, Bhaktapur, Lalitpur, Chitwan, Makwanpur, Nuwakot, Dhading	Sindupalchowk, Sindhuli	
Gandaki	Kaski	Gorkha, Nawalparasi (East), Tanahu, Myagdi, Syangja	
Lumbini	Dang, Banke, Rupandehi, Kapilbastu, Palpa, Bardiya	Nawalparasi (West), Argakhachi, Gulmi	
Karnali	Surkhet	Dailekh	
Sudurpaschim	Kailali	Kanchanpur, Baitadi, Dadeldhura, Doti, Achham	



COVID-19 Cases details (Cumulative)

Positivity Rate: 14.5%
 Case Fatality Rate: 1.2%
 Total Death/million: 122.8

Province-wise distribution of Isolation, I.C.U & Ventilator details (Date:7 May 2021)

Province	Home Isolation	Institutional Isolation	Patient in I.C.U	Patient in ventilators
Province 1	4,705	458	104	19
Province 2	4,399	193	46	12
Bagmati	38,385	2,258	379	139
Gandaki	4,315	513	63	14
Lumbini	16,493	1,283	74	22
Karnali	1,719	303	33	12
Sudurpaschim	2,753	852	29	13
Total	72,769	5,860	728	231

Number of people in Isolation, I.C.U & Ventilator in Kathmandu valley

Hospital	Isolation	I.C.U	Ventilator	Contact Person	Number
Armed Police Force Hospital, Balambu	156	20	8	Dr. Pravin Nepal	9851017542
Shree Birendra Hospital, Chhauni	119	22	0	Dr. Sunita Pant	9851058544
Bir Hospital, Maha Baudha	113	3	5	Dr. Achyut Karki	9841449232
Nepal Police Hospital, Kathmandu	223	39	20	Dr. Manoj Yadav	9851172173
Shukraraj Tropical & Infectious Disease Hospital, Teku	85	11	12	Dr. Anup Banstola	9851096917
TUTH Hospital, Maharajgunj	153	14	7	Dr. Dinesh Kafle	9851041248
Patan Hospital, Lalitpur	105	11	11	Dr. Ashish Shrestha	9851061846
Civil Service Hospital, Kathmandu	75	12	0	Dr. Dinesh Kr. Lamsal	9851011523
Bhaktapur Hospital, Bhaktapur	77	6	2	Dr. Sumitra Gautam	9858023047
National Ayurveda Research & Training Center, Kritipur	167	0	0	Dr. Jitendra Shrestha	9851176773
Grande Int'l Hospital, Kathmandu	54	9	6		
HAMS Hospital, Kathmandu	97	14	7		
Nepal Mediciti Hospital, Bhaishepati	95	33	10		
Star Hospital, Sanepa	29	9	5	Dr. Bishwo Shrestha	9801072179
Total	1519	194	88		

Source: HMIS, 7 May 2021, 14:00Hrs

Note: In order to coordinate with the hospitals within the Kathmandu valley for availability of isolation beds, ICUs, ventilators and ambulances, all are requested to contact the hotline "1133" of the Ministry or above-mentioned contact details.

RT-PCR Tests done in different laboratories

#	Laboratory	Province	Cumulative Tests	In 24 hours	
				Tests	Positive
1	B. P. Koirala Institute of Health Sciences	1	80386	135	45
2	Koshi Hospital, Biratnagar		63930	0	0
3	Mechi Hospital, Jhapa		25836	324	192
4	Provincial Public Health LaboratoryBiratnagar		54905	359	113
5	Nobel Medical College Teaching Hospital,Biratnagar		37098	198	97
6	Neuro COVID hospital, Biratnagar		8348	131	59
7	Birat Medical College		5963	91	39
8	B-sure Path Lab and Diagnostic Center,		5839	208	124
9	Dhankuta Hospital		403	22	13
Total			282708	1468	682
10	Gajendra Narayan Singh Hospital, Rajbiraj, Saptari	2	21091	0	0
11	Provincial Public Health Laboratory, Janakpur		35505	245	123
12	Narayani Hospital, Birgunj		47188	173	119
13	National Medical College Teaching Hospital		206	0	0
	Others (n=3)*		5112	79	36
Total			109102	497	278
14	National Public Health Laboratory, Teku	Bagmati	262057	1170	304
15	Shukraraj Tropical and Infectious Disease Hospital		64325	330	176
16	Bharatpur Hospital COVID-19 Diagnostic Lab		41130	271	99
17	Provincial Public Health Laboratory, Dhulikhel		19748	340	175
18	Dhulikhel Hospital, Dhulikhel		35120	175	98
19	Patan Hospital, Lalitpur		41527	0	0
20	NAMS, Bir Hospital, Kathmandu		41745	477	419
21	Tribhuvan University Teaching Hospital (TUTH)		47431	333	176
22	Nepal Police Hospital Laboratory, Kathmandu		15539	252	83
23	Shree Birendra Hospital, Chhauni		39768	227	101
24	Nepal APF Hospital, Balambu, Kathmandu		19557	0	0
25	Star Hospital Laboratory, Sanepa		147123	1309	309
26	Nepal Korea Friendship Municipality Hospital		19605	188	80
27	Central Diagnostic Lab and Research Center		61409	803	339
28	BIDH Lab, Lalitpur		97574	650	303
29	KMC Hospital, Kathmandu		77670	380	213
30	HAMS Hospital, Kathmandu		85754	1556	34
31	B & B Hospital, Lalitpur		37613	352	195
32	Nepal Mediciti Hospital, Lalitpur		22695	175	62
33	Chitwan Medical College, Bharatpur		35948	493	317
34	Paropakar Maternity and Women's Hospital	4855	50	27	
35	Decode Genomics & Research Center, Kathmandu	46429	504	287	
36	Intrepid Diagnostic Center Pvt. Ltd., Kathmandu	21062	585	224	

#	Laboratory	Province	Cumulative Tests	In 24 hours		
				Tests	Positive	
37	Kritipur Municipality-TU Biotech Corona Lab	Bagmati	8528	227	128	
38	B.P.Koirala Memorial Cancer Hospital Laboratory, Chitwan		18741	148	38	
39	NMC Molecular and Clinical Genetic Lab, Jorpati		12556	0	0	
40	Trishuli Hospital		6601	188	117	
41	Alfa Health Care and Diagnostic Centre,		27783	310	161	
42	Modern Diagnostic Center Nepal Pvt. Ltd		21683	480	250	
43	Manmohan Memorial Teaching Hospital		15397	889	197	
44	The Leprosy Mission Nepal Anandaban Hospital, Lele,Lalitpur		3217	47	30	
45	Kantipur Molecular & Genetic COVID-19 Lab, Tinkune		11282	0	0	
46	Alka Hospital		7985	403	261	
47	Bhaktapur Hospital Lab		4842	221	149	
48	Siddhi Poly Path		9325	0	0	
49	KGDH Teaching Hospital and Research Centre		15752	0	0	
50	Janamaitri Hospital, kathmandu		3182	0	0	
51	Civil Service Hospital		10050	229	186	
52	Hetauda Hospital, Hetauda		2265	59	37	
53	Crystal Diagnostic Pvt Ltd.		5783	0	0	
	Others (n=6)*	79514	106	15		
Total			1550170	13927	5590	
54	Pokhara Academy of Health Science, Pokhara	Gandaki	24111	0	0	
55	Provincial Public Health Laboratory, Pokhara		108676	576	378	
56	Life Care Lab, Pokhara		19145	225	132	
Total			151932	801	510	
57	Provincial Public Health Laboratory, Rupandehi	Lumbini	38471	223	134	
58	Bheri Hospital, Nepalgunj, Banke		61310	0	0	
59	Lumbini Provincial Hospital		42777	397	217	
60	National Path Lab & Research Center Pvt. Ltd.		50328	764	621	
61	Rapti Academy of Health Science, Dang		33627	462	105	
62	Bageswari Diagnostic and Polyclinic Center (P.) Ltd		10775	619	417	
63	Nepalgunj Medical College, Kohalpur, Banke		13276	0	0	
64	Universal College of Medical Sciences		7988	0	0	
65	Lumbini Medical College and Teaching Hospital	4757	47	24		
	Others (n=2)*	7654	53	44		
Total			270963	2565	1562	
66	Surkhet Provincial Hospital, Surkhet	Karnali	54774	0	0	
67	Karnali Academy of Health Science, Jumla		28766	8	6	
	Others(n=2)*		17890	36	26	
Total			101430	44	32	
68	Dadeldhura Hospital Laboratory, Dadeldhura	Sudurpashchim	23727	100	66	
69	Seti Provincial Hospital, Dhangadi		84125	274	154	
70	Mahakali Hospital		954	0	0	
	Others(n=4)*		23294	311	149	
Total			132100	685	369	
Grand Total			2598405	19987	9023	
Number of RT-PCR Testing Laboratories		87	Public	51	Private	36
Total Sample Tested		2598405	Public	1604158	Private	994247

* Following the decision of the MoHP, the laboratories which are not in regular operation have been included.

Global COVID-19 Statistics

156,725,630

Total Cases

19,332,163

(12.4%)

Active Cases

3,270,472

(2.1%)

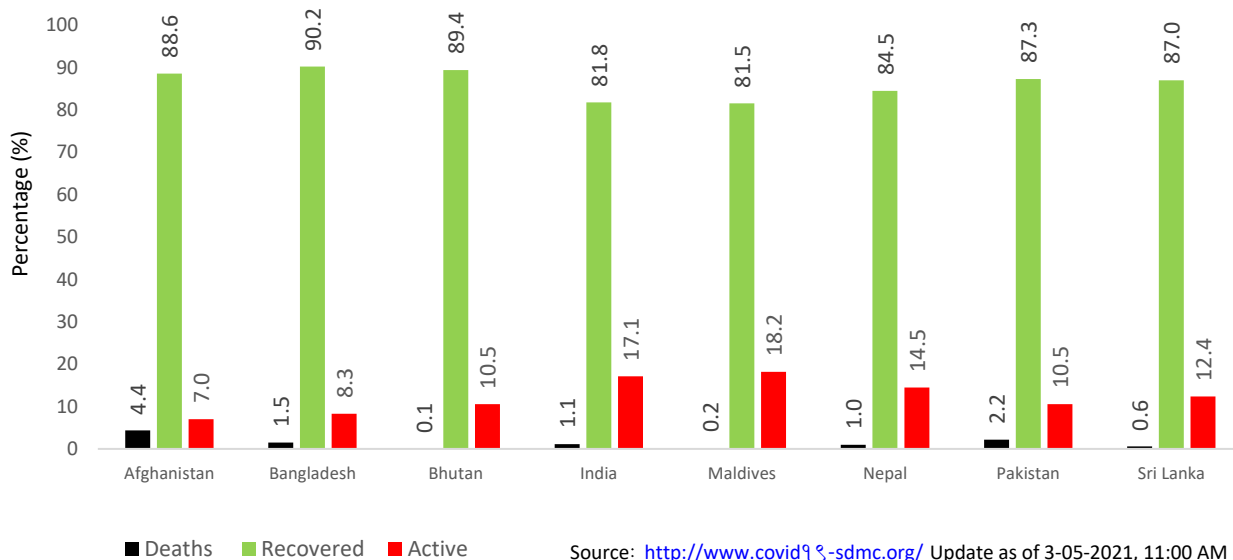
Deaths

134,122,995

(85.5%)

Recovered

COVID-19 cases in the SAARC Member States



Information and Communication

Two Call Centers 1115 (from 6 am to 10 pm) and 1133 (24 hours) have been operationalized since 30th Falgun, 2076 (13 March 2020) to provide counselling service regarding COVID-19 prevention and treatment. People are requested to call these Call Centers for any queries related to COVID-19.

Total number of service users: **1890**

People with symptoms of COVID-19 are requested to contact the hotline **1133** or mobile number **9851255839, 9 51255837** for inquiries.

Additional Information: Please click [here](#) for all the Standards and Technical Guidelines regarding COVID-19

COVID-19 Hotline Service	1133 (8 AM to 8 PM) 1115 (6 AM to 10 PM)
Web Portal	https://covid19.mohp.gov.np/ https://heoc.mohp.gov.np http://www.edcd.gov.np/
Official Viber Community	Search "MoHP Nepal COVID-19" on Viber to join the community
Social Media	fb.com/mohpnep fb.com/HEOCMoHP fb.com/edcdnepal
Mobile Application	Search "Hamro Swasthya" on Google Play Store and Apple Store